



NATIONAL WEATHER SERVICE

Houston/Galveston, TX

HEAT STATS

Updated 11/19/2023 | Records back to 1888

112°F
8/27/2023
8/20/2023

Warmest High Temperature

87°F
6/24/1906
6/23/1906

Warmest Low Temperature

Earliest First 90°F Day	Latest First 90°F Day	Average First 90°F Day	Average Last 90°F Day	Earliest Last 90°F Day	Latest Last 90°F Day
1/8/1999	6/14/1895	4/30	10/12	9/2/1974	11/16/1921

Earliest First 100°F Day	Average First 100°F Day	Latest Last 100°F Day
5/27/1906	7/12	10/6/1892

102

Average Number of 90° Days

152
2011

Highest Number of 90° Days

99
6/6 - 9/12-2023
6/26 - 10/2/1910

Highest # Consecutive 90° Days

54

Average Number of 95° Days

117
2011

Highest Number of 95° Days

75
6/5 - 8/18/2022

Highest # Consecutive 95° Days

15

Average Number of 100° Days

75
2023

Highest Number of 100° Days

50
7/9 - 8/27/2023

Highest # Consecutive 100° Days

80%

Percent of Years that hit 100°

City of College Station





NATIONAL WEATHER SERVICE

Houston/Galveston, TX

HEAT STATS

Updated 11/19/2023 | Records back to 1888

109°F

8/27/2023, 8/24/2023
8/27/2011, 9/4/2000

Warmest High Temperature

84°F

9/1/2020

Warmest Low Temperature

Earliest First
90°F Day

2/20/1986

Latest First
90°F Day

6/15/1897

Average First
90°F Day

5/6

Average Last
90°F Day

10/7

Earliest Last
90°F Day

9/3/1935

Latest Last
90°F Day

10/29/1991

Earliest First 100°F Day

6/2/2011

Average First 100°F Day

7/19

Latest Last 100°F Day

9/27/2005

95

Average
Number of
90° Days

142

2011

Highest
Number of
90° Days

81

6/12 – 8/31/1890

Highest #
Consecutive
90° Days

33

Average
Number of
95° Days

108

2011

Highest
Number of
95° Days

67

7/9 – 9/13/2023

Highest #
Consecutive
95° Days

4

Average
Number of
100° Days

46

2011

Highest
Number of
100° Days

24

8/1 – 8/24/2011

Highest #
Consecutive
100° Days

56%

Percent of
Years that hit
100°

City of Houston





NATIONAL WEATHER SERVICE

Houston/Galveston, TX

HEAT STATS

Updated 11/19/2022 | Records back to 1930

109°F

8/27/2023

Warmest High Temperature

84°F

8/22/2023
9/1/2020

Warmest Low Temperature

Earliest First
90°F Day

3/15/2008

Latest First
90°F Day

6/18/1935

Average First
90°F Day

5/6

Average Last
90°F Day

10/8

Earliest Last
90°F Day

9/17/1987

Latest Last
90°F Day

11/5/2017

Earliest First 100°F Day

5/31/1998

Average First 100°F Day

7/15

Latest Last 100°F Day

9/21/2005

89

Average Number of 90° Days

135

2022 2023

Highest Number of 90° Days

69

7/7 - 9/13/2023

Highest # Consecutive 90° Days

27

Average Number of 95° Days

97

2023

Highest Number of 95° Days

67

7/9 - 9/13/2023

Highest # Consecutive 95° Days

2

Average Number of 100° Days

39

2023

Highest Number of 100° Days

18

8/4 - 8/21/2023

Highest # Consecutive 100° Days

45%

Percent of Years that hit 100°



Houston/Hobby



NATIONAL WEATHER SERVICE

Houston/Galveston, TX

HEAT STATS

Updated 11/19/2023 | Records back to 1943

107°F

9/5/2000

Warmest High Temperature

87°F

8/11/2023
(multiple days in 2019 & 2023)

Warmest Low Temperature

Earliest First
90°F Day

4/5/1982

Latest First
90°F Day

10/31/1947

Average First
90°F Day

5/24

Average Last
90°F Day

10/2

Earliest Last
90°F Day

10/31/1947

Latest Last
90°F Day

11/4/1988

Earliest First 100°F Day

6/25/2012

Average First 100°F Day

8/11

Latest Last 100°F Day

9/24/2005

79

Average Number of 90° Days

126

2019

Highest Number of 90° Days

83

6/26 - 9/16/2000

Highest # Consecutive 90° Days

7

Average Number of 95° Days

45

2023

Highest Number of 95° Days

21

7/27 - 8/16/2023

Highest # Consecutive 95° Days

0

Average Number of 100° Days

7

2023

Highest Number of 100° Days

4

8/27 - 8/30/2023

Highest # Consecutive 100° Days

21%

Percent of Years that hit 100°

Palacios





NATIONAL WEATHER SERVICE

Houston/Galveston, TX

HEAT STATS

Updated 11/19/2023 | Records back to 1874

Earliest First 90°F Day	Latest First 90°F Day	Average First 90°F Day	Average Last 90°F Day	Earliest Last 90°F Day	Latest Last 90°F Day
4/5/1982	8/24/1910	6/21	9/9	7/30/1914	10/15/2017

104°F

9/5/2000

Warmest High Temperature

87°F

8/31 – 9/3/2020

Warmest Low Temperature

26

Average Number of 90° Days

108

2022

Highest Number of 90° Days

68

7/8 – 9/13/2023

Highest # Consecutive 90° Days

2

Average Number of 95° Days

34

1875

Highest Number of 95° Days

14

7/10 – 8/23/1875

Highest # Consecutive 95° Days

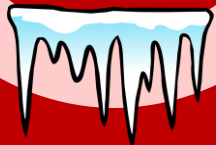
Galveston has only hit 100°F or higher 10 times on record:

104	9/5/2000
101	8/27/2023
101	9/25/2005
101	9/4/2000
101	7/16/1932
100	6/25/2012
100	8/27/2011
100	8/31/2000
100	7/8/1939
100	8/25/1924



City of Galveston

City of College Station



11°F

2/15/1899

Coldest High Temperature

-3°F

1/31/1949

Coldest Low Temperature



NATIONAL WEATHER SERVICE

Houston/Galveston, TX

COLD STATS

Updated 11/19/2023 | Records back to 1888

Earliest First 32°F Night	Latest First 32°F Night	Average First 32°F Night	Average Last 32°F Night	Earliest Last 32°F Night	Latest Last 32°F Night
10/28/1957	3/05/1932	11/27	3/1	1/8/2017	4/13/1940

Earliest First 25°F Night	Average First 25°F Night	Latest Last 25°F Night
11/4/1901	12/27	3/26/1955

52

Average Number of 40° Nights

81

1979

Highest Number of 40° Nights

27

1/25 - 2/20/1895

Highest # Consecutive 40° Nights

18

Average Number of 32° Nights

42

1895

Highest Number of 32° Nights

19

2/1 - 2/19/1899

Highest # Consecutive 32° Nights

5

Average Number of 25° Nights

19

1895

Highest Number of 25° Nights

11

1/18 - 1/28/1940

Highest # Consecutive 25° Nights

86%

Percent of Years that hit 25°



NATIONAL WEATHER SERVICE

Houston/Galveston, TX

COLD STATS

Updated 11/19/2023 | Records back to 1889

20°F
2/13/1899

Coldest High Temperature

5°F
1/18/1930

Coldest Low Temperature

Earliest First 32°F Night	Latest First 32°F Night	Average First 32°F Night	Average Last 32°F Night	Earliest Last 32°F Night	Latest Last 32°F Night
10/20/1989	3/9/1932	12/09	2/15	12/11/1944	4/10/1973

Earliest First 25°F Night	Average First 25°F Night	Latest Last 25°F Night
11/15/1969	1/4	3/20/1923

39

Average Number of 40° Nights

81
1978

Highest Number of 40° Nights

18
12/11 – 12/28/1989
1/25 – 2/11/2978
1/18 – 2/4/1966

Highest # Consecutive 40° Nights

11

Average Number of 32° Nights

42
1978

Highest Number of 32° Nights

11
12/21 – 12/31/1983
1/18 – 1/28/1940

Highest # Consecutive 32° Nights

2

Average Number of 25° Nights

12
1989

Highest Number of 25° Nights


10
1/18 – 1/27/1940

Highest # Consecutive 25° Nights

57%

Percent of Years that hit 25°

City of Houston





NATIONAL WEATHER SERVICE

Houston/Galveston, TX

COLD STATS

Updated 11/19/2023 | Records back to 1930

25°F

2/1/1951

Coldest High Temperature

5°F

1/23/1940

Coldest Low Temperature

Earliest First 32°F Night	Latest First 32°F Night	Average First 32°F Night	Average Last 32°F Night	Earliest Last 32°F Night	Latest Last 32°F Night
11/3/1951	2/12/2006	12/14	2/9	11/13/2019	4/13/1940

Earliest First 25°F Night	Average First 25°F Night	Latest Last 25°F Night
11/25/1938	1/8	3/19/1934

34

Average Number of 40° Nights

71

1978

Highest Number of 40° Nights

20

1/13 - 2/1/1948

Highest # Consecutive 40° Nights

8

Average Number of 32° Nights

27

1940

Highest Number of 32° Nights

12

1/18 - 1/29/1940

Highest # Consecutive 32° Nights

2

Average Number of 25° Nights

11

1963

Highest Number of 25° Nights

7


1/18 - 1/24/1940

Highest # Consecutive 25° Nights

52%

Percent of Years that hit 25°

Houston/Hobby





NATIONAL WEATHER SERVICE

Houston/Galveston, TX

COLD STATS

Updated 11/19/2023 | Records back to 1943

24°F

2/15/2021

Coldest High Temperature

9°F

12/13/1989

Coldest Low Temperature

Earliest First
32°F Night

10/31/1993

Latest First
32°F Night

2/3/1989

Average First
32°F Night

12/10

Average Last
32°F Night

2/9

Earliest Last
32°F Night

12/18/1981

Latest Last
32°F Night

4/3/1987

Earliest First 25°F Night

11/18/1959

Average First 25°F Night

1/6

Latest Last 25°F Night

3/4/2002

35

Average Number of 40° Nights

65

1978

Highest Number of 40° Nights

19

12/8 - 12/26/1989

Highest # Consecutive 40° Nights

9

Average Number of 32° Nights

20

1989, 1979
1963, 1951

Highest Number of 32° Nights

7

1/29 - 2/4/1951

Highest # Consecutive 32° Nights

2

Average Number of 25° Nights

8

1989, 1983

Highest Number of 25° Nights

6


1/29 - 2/3/1951

Highest # Consecutive 25° Nights


55%

Percent of Years that hit 25°

Palacios



City of Galveston



25°F

2/12/1899
2/7/1895

**Coldest High
Temperature**

8°F

2/12/1899

**Coldest Low
Temperature**



NATIONAL WEATHER SERVICE

Houston/Galveston, TX

COLD STATS

Updated 11/19/2023 | Records back to 1874

Earliest First 32°F Night	Latest First 32°F Night	Average First 32°F Night	Average Last 32°F Night	Earliest Last 32°F Night	Latest Last 32°F Night
11/8/1959	3/9/1932	1/3	1/27	11/30/1877	3/20/1965

15

**Average
Number of
40° Nights**

44

1978

**Highest
Number of
40° Nights**

13

12/19 – 12/31/1983

**Highest #
Consecutive
40° Nights**

Galveston has only hit 15°F or lower 10 times on record:

8 2/12/1899

10 2/13/1899

11 1/8/1886

13 1/18/1930

14 12/23/1989

14 12/25/1983

15 1/19/1940

15 2/8/1895

15 2/7/1895

15 1/9/1886

4

**Average
Number of
32° Nights**

14

1963

**Highest
Number of
32° Nights**

10

1/18 – 1/27/1940

**Highest #
Consecutive
32° Nights**